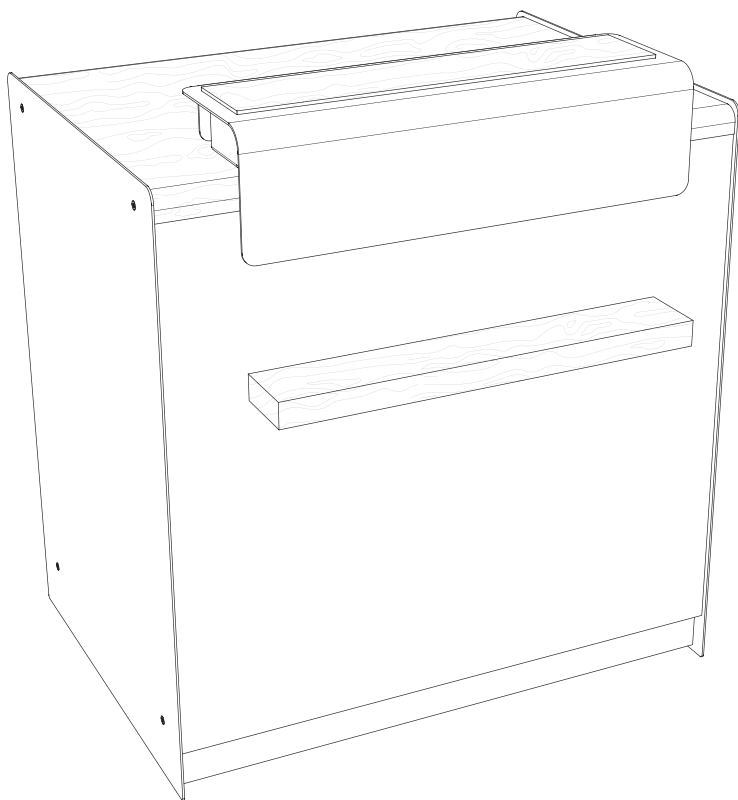


# ROOM desk

Instructions for use





## RUCK. ROOM desk

- › Diese Gebrauchsanweisung können Sie in weiteren Sprachen unter nachfolgendem Link herunterladen oder telefonisch anfordern.
- › Tämän käyttöohjeen voitte ladata useilla eri kielillä seuraavasta linkistä tai pyytää tietoja puhelimitse.
- › Puede descargar este manual en diferentes idiomas en el siguiente enlace o bien solicitarlo por teléfono.
- › Instrukcje te mogą być pobierane w innych językach pod poniższym linkiem lub telefonicznie
- › Tento návod je také k dispozici v jiných jazycích. Použijte prosím následující odkaz ke stažení návodu nebo si je vyžádejte telefonicky.
- › Šo lietošanas instrukciju citās valodās iespējams lejuplādēt zemāk norādītajā saitē vai pieprasīt telefoniski.
- › This manual is also available in other languages. Please use the following link to download the manual or request it on the phone.
- › Questo manuale è disponibile anche in altre lingue. Lo si può scaricare utilizzando il seguente link o richiederlo per telefono.
- › 此說明書另有提供其他國家語言，請點擊此連結下載檔案，或透過電話詢問下載亦可。
- › Navodila za uporabo lahko v številnih jezikih pridobite na sledeči povezavi ali naročite prek telefona
- › Acest manual este disponibil si in alte versiuni de limba. Accesati link-ul urmator pentru a descarca manualul sau il puteti solicita telefonic.
- › Ви можете загрузить руководства по эксплуатации на других языках кликнув на ссылку или запросив по телефону.
- › Της οδηγίας χρήσεως μπορείτε να τις βρείτε και σε άλλες γλώσσες, πατώντας στο παρακάτω link για να τις κατεβάσετε ή να τις ζητήσετε τηλεφωνικώς.
- › U kunt de gebruiksaanwijzing in diverse talen downloaden onder de volgende link. Ook kunt u deze telefonisch aanvragen.
- › Ce manuel d'utilisation est disponible aussi en autre langues. Veuillez utiliser le lien suivant pour le télécharger ou demandez-le par téléphone.
- › Bu kullanım kılavuzunu farklı dillerde de aşağıdaki bağlantıdan indirebilir yada telefon ile isteyebilirsiniz.
- › Atsiisiųskite instrukcija lietuvių kalbą paspaudę šią nuorodą, arba paskambinę telefonu.
- › A használati útmutatót magyar nyelven a következő linkről tudja tölteni, vagy kérheti telefonon.
- › ופלטב ותוא שקבל או אבה קניכל תופסנו תופשב הלעפחה תוארוח תא דירוחל לכוח.
- › Hægt er að sækja þessar notkunarlæðbeiningar á öðrum tungumálum með eftirfarandi tengli eða panta þær símileiðis
- › Ezen kezelési útmutató további nyelveken a következő linken keresztül tölthető le, vagy telefonon megkérhető
- › この取扱説明書はその他の言語でも以下のリンクでダウンロードしていただくことが可能です。またはお電話 話 でお問い合わせいただければご案内申し上げます。
- › Denne brugsanvisning kan du downloade på flere sprog på efterfølgende link eller bestille telefonisk
- › Denna bruksanvisning på andra språk kan du antingen ladda ned från följande länk eller beställa på telefon
- › Цю інструкцію по експлуатації на інших мовах ви можете завантажити за нижчевказаним посиланням на сайт або запросити по телефону



1. hellmut-ruck.de

2. Search item:  
"1097901"

3. Downloads

<a href="https://www.hellmut-ruck.de">https://www.hellmut-ruck.de</a>
1097901

Downloads
80856xx_GA_ROOM_desk_XX_2022-xx-xx



HELLMUT RUCK GmbH | DE – 75305 Neuenbürg, Germany  
hellmut-ruck.de

This is a translation of the manufacturer's original operating instructions.

### Copyright

© 2022 HELLMUT RUCK GmbH. All rights reserved. This document must not be copied, edited, reproduced or translated without the prior, written permission of HELLMUT RUCK GmbH.



## Dear Customer,

With the purchase of a RUCK® ROOM desk you have chosen a high-quality product from the RUCK® ROOM furniture series. Experience customer management in a new dimension. With our new, free-standing reception furniture, you present yourself to your customers in a manner that is tidy, perfectly organised and with securely stored customer data. The RUCK® ROOM desk is small on the outside but has lots of space on the inside as well as many useful functions.

All cabinets are subject to constant quality control. Nevertheless, if you should experience problems or have questions, please contact our service department.

We sincerely thank you for the trust you have placed in our company and wish you satisfaction in your daily work with our product.

Please take some time to read through these instructions for use carefully before setting up the product and keep them in a safe place.

Kind regards, HELLMUT RUCK GmbH

## Contents

<b>Contents</b> .....	<b>4</b>
<b>Abbreviations and symbols</b> .....	<b>5</b>
<b>General safety instructions</b> .....	<b>6</b>
<b>Scope of delivery</b> .....	<b>7</b>
<b>Transport</b> .....	<b>9</b>
<b>Assembly</b> .....	<b>13</b>
<b>Technical data</b> .....	<b>21</b>
<b>Drawer removal</b> .....	<b>22</b>
<b>Drawer installation</b> .....	<b>25</b>
<b>Drawer front panel adjustment</b> .....	<b>26</b>
<b>Removal drawer front panels</b> .....	<b>28</b>
<b>Tip-On adjustment</b> .....	<b>29</b>
<b>Cleaning and disinfection</b> .....	<b>30</b>
<b>Spare parts and disposal</b> .....	<b>31</b>
<b>Warranty</b> .....	<b>32</b>

## Declaration relating to these instructions for use

Hellmut Ruck GmbH reserves all rights to modify and supplement these instructions for use. Hellmut Ruck GmbH has taken great care to keep these instructions free of inaccuracies and omissions. Please contact us if you find mistakes or inaccuracies. However, Hellmut Ruck GmbH assumes no liability for mistakes in these instructions for use or consequential damage resulting from the provision of these instructions for use or their application when using the product.

These instructions for use must not be disseminated or supplemented without the express approval of Hellmut Ruck GmbH.

The manufacturer cannot be made responsible for damage that is caused through use that deviates from the intended use or failure to comply with the safety instructions and warnings.

## Abbreviations and symbols



**This symbol identifies a potential point of danger for people or for the device itself. It must be taken note of.**



**This symbol identifies useful advice. Additional information about the product and how to use it is provided here.**



**Observe the disposal notice**

## General safety instructions



### Danger of explosion

Using the RUCK® ROOM desk in areas subject to explosion hazard can trigger an explosion.



### Danger due to electric shock

Do not spray cleaning or disinfectant agents into the sockets or LED lighting.



### Danger due to electric shock

If you should determine that the power cable or any other cable is damaged, unplug the power plug and arrange for the faulty cable to be replaced by a qualified electrician.

## Intended purpose

The RUCK® ROOM desk is suitable for use in practices for foot care, podiatry and cosmetics, and in a clinical environment.

## Usage site

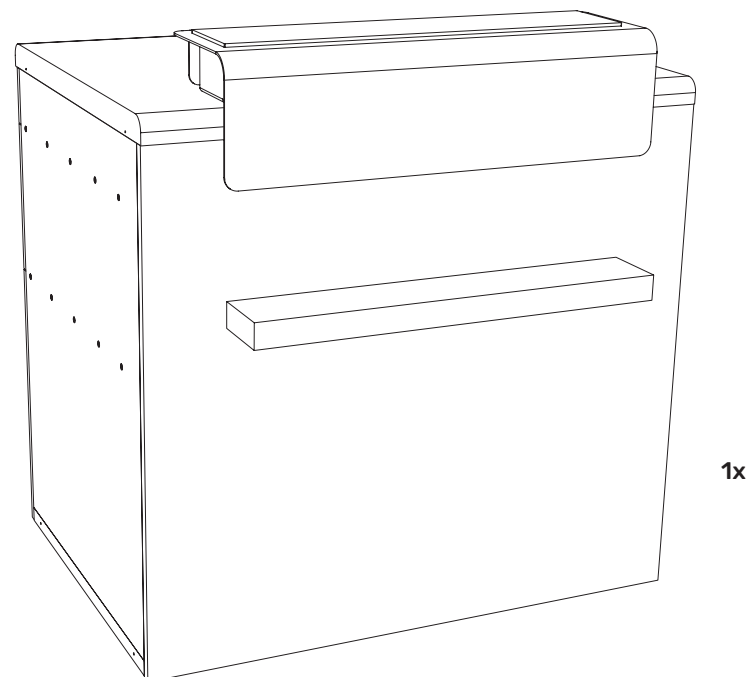
The RUCK® ROOM desk must only be used in dry areas that are not subject to explosion hazard.

## Intended use

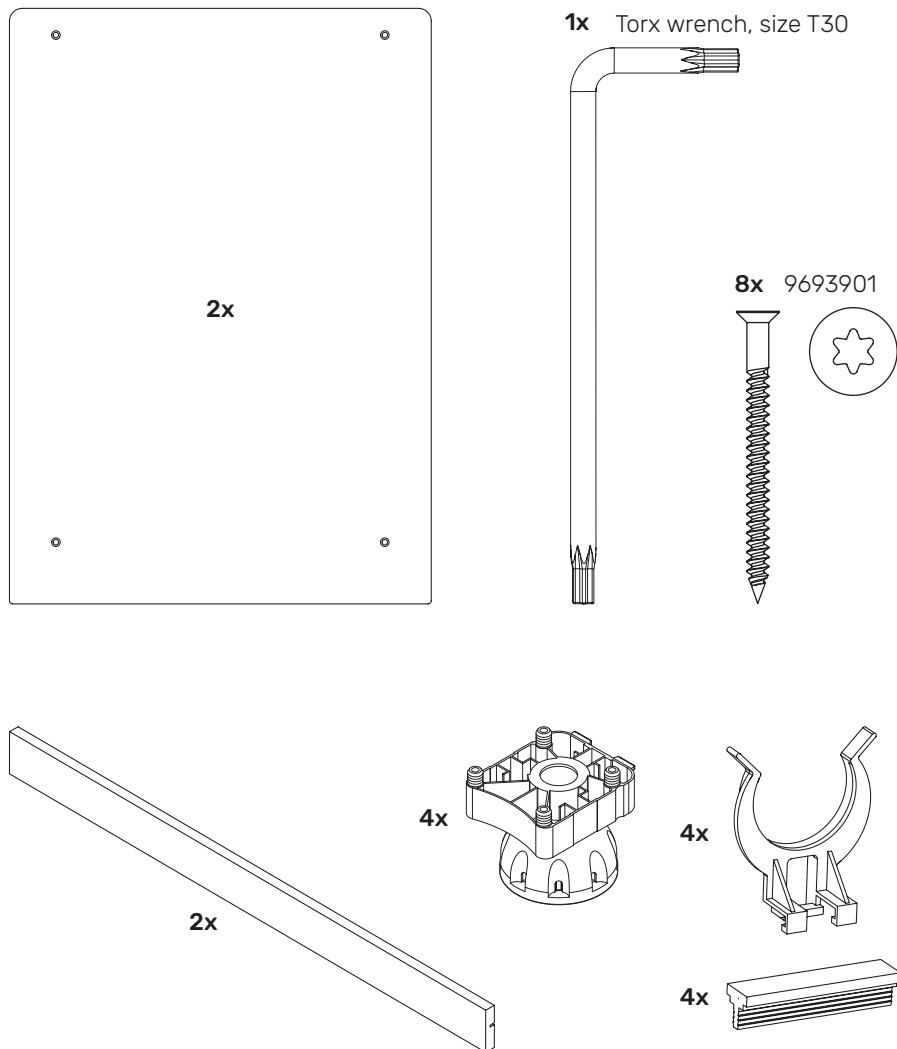
The RUCK® ROOM desk is designed for long-term use.

## Scope of delivery

①



②

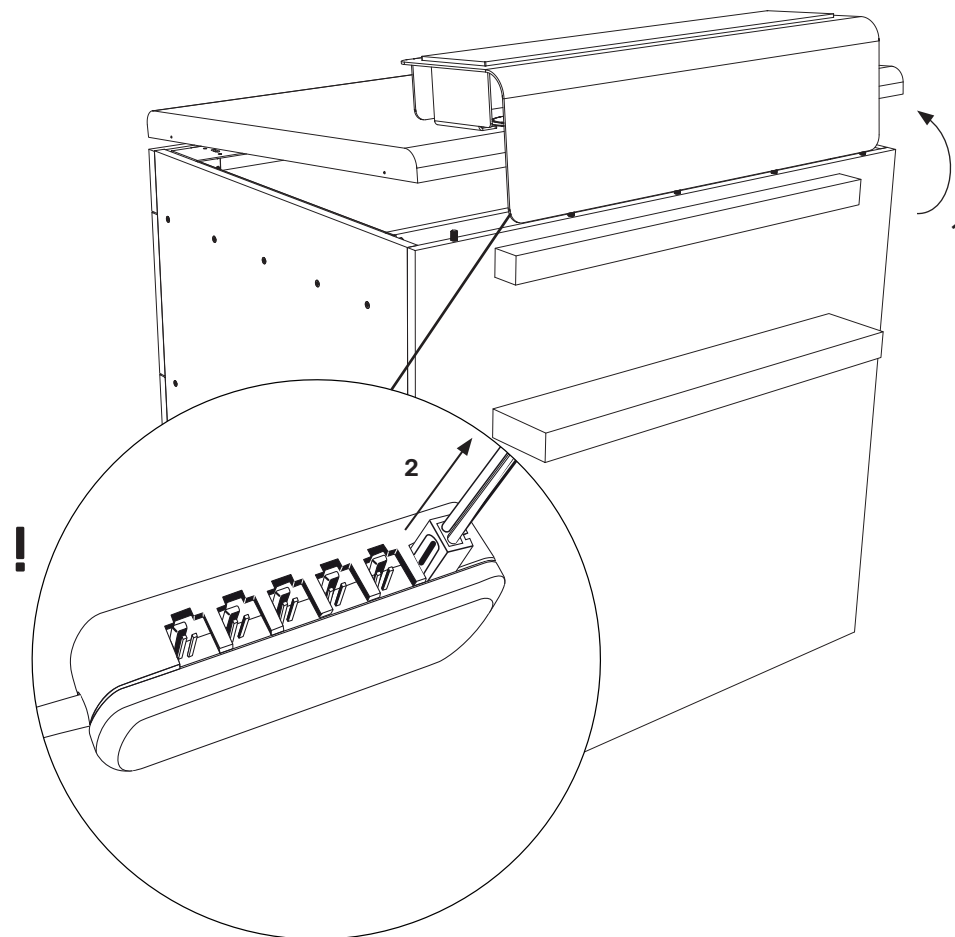


Transport

①

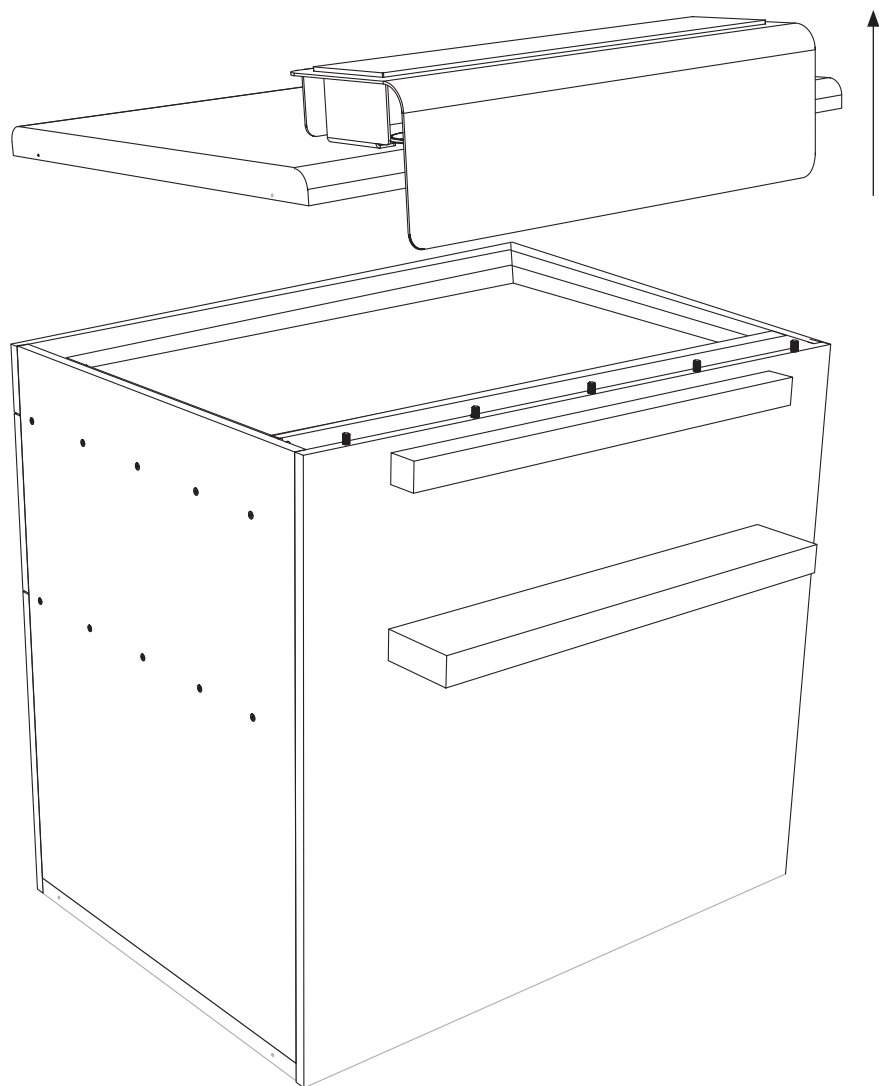


To transport the RUCK® ROOM desk more easily, the desktop can be removed.

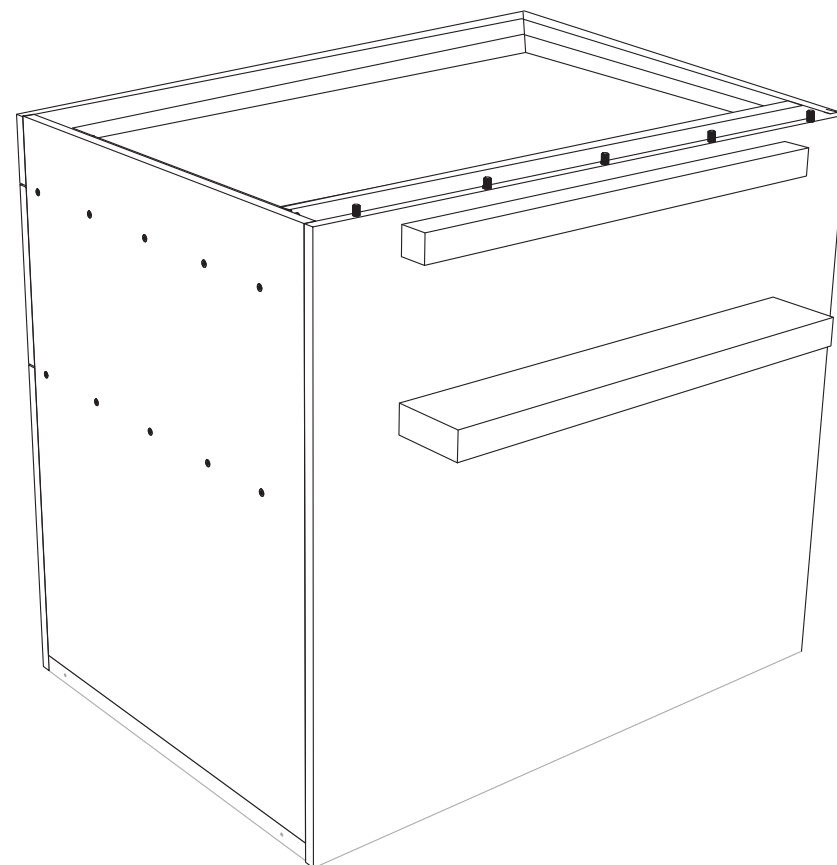


**ATTENTION:**  
Before complete removal of the desktop, the LED lighting must be unplugged.

②

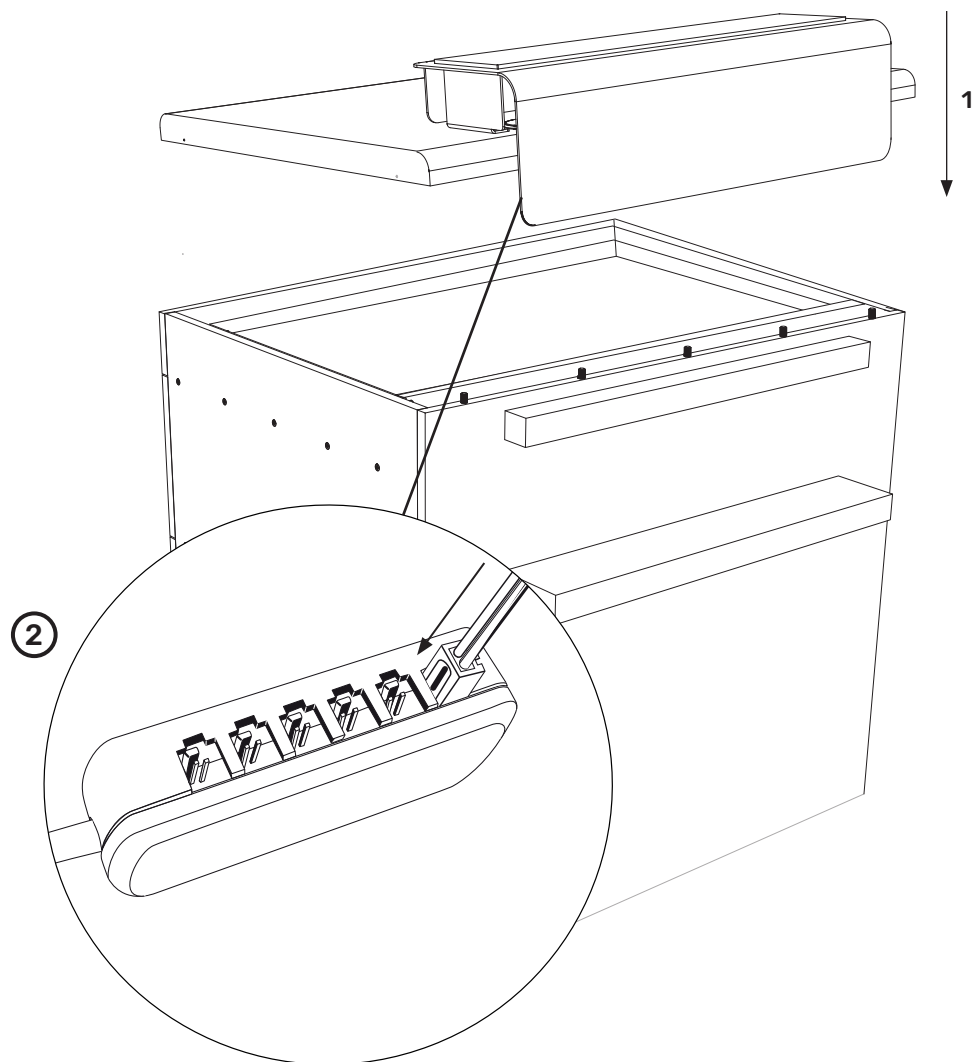


③

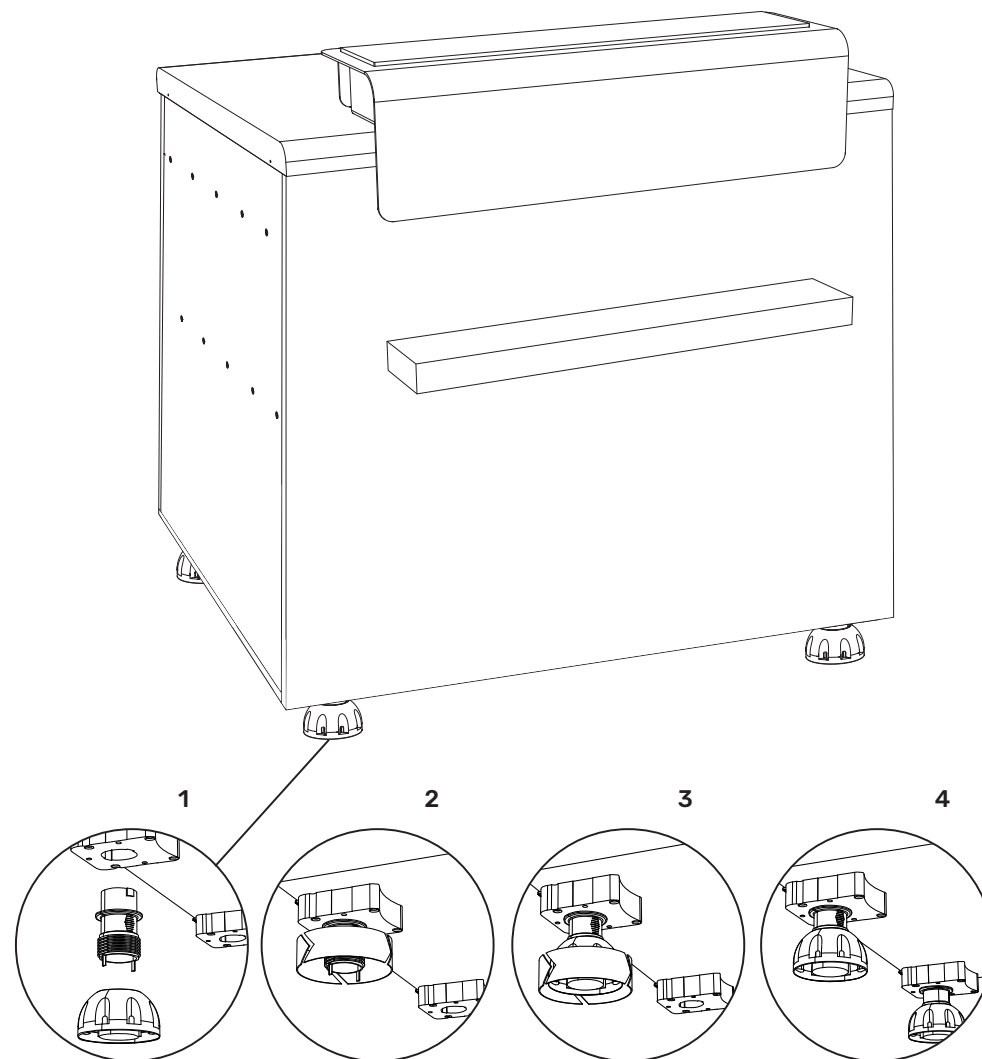


With the desktop removed, the RUCK® ROOM desk can be carried more easily to the desired location.

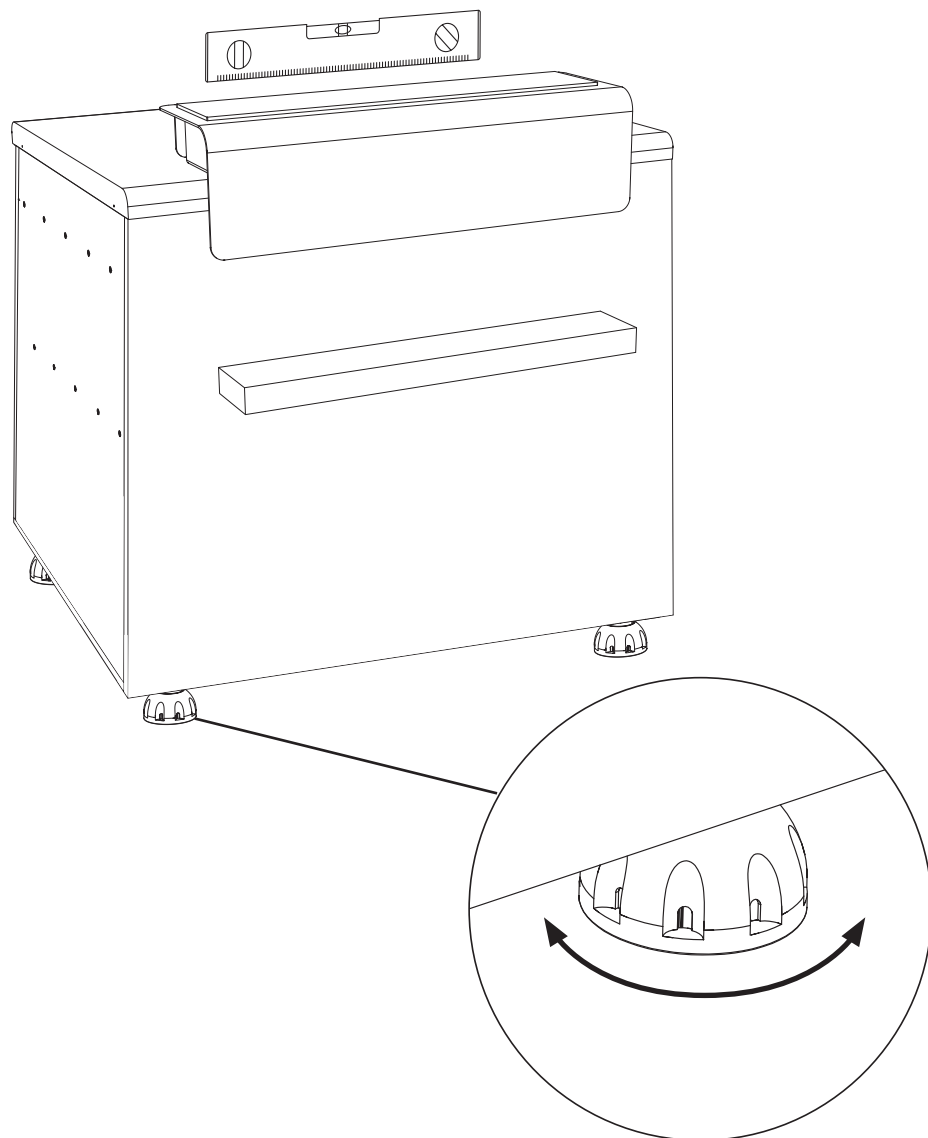
④



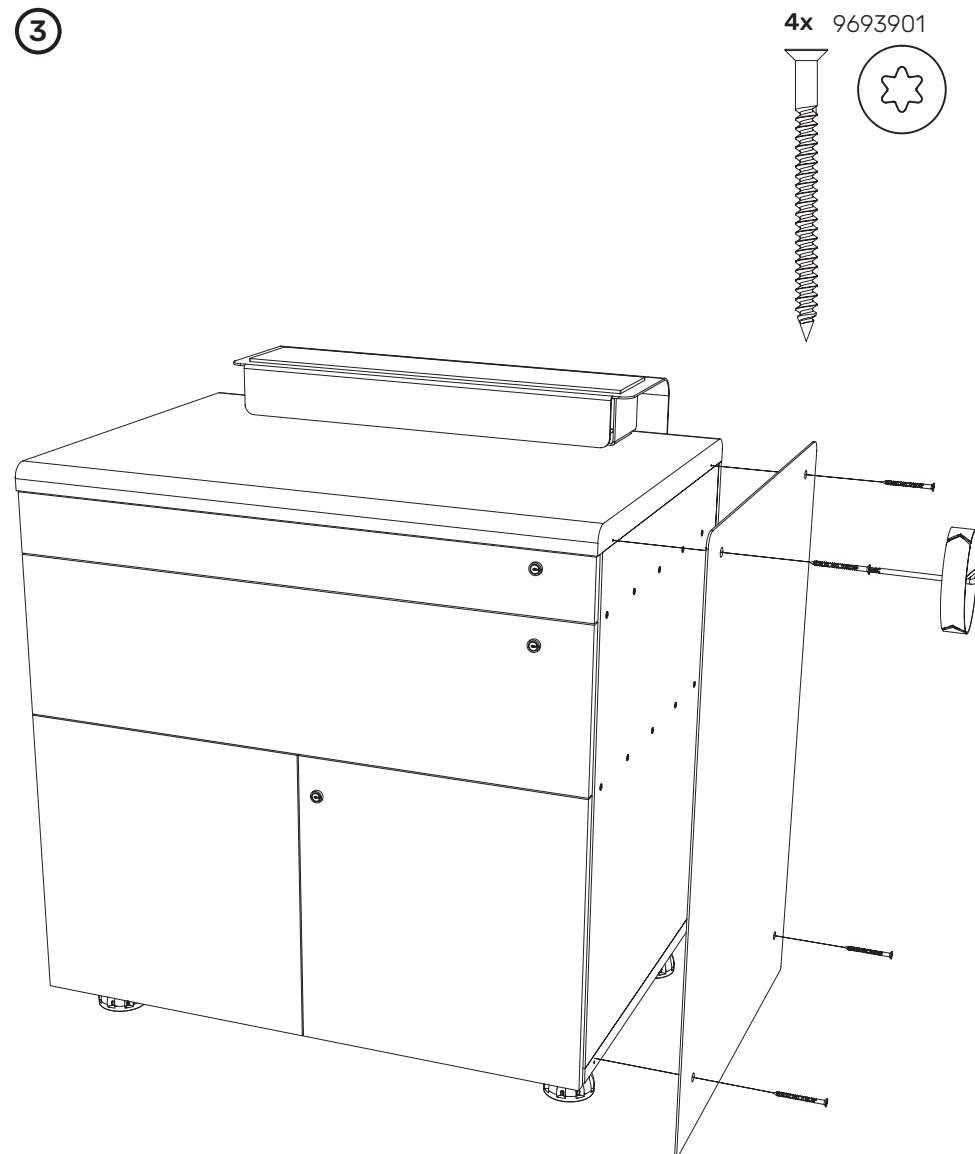
①



②



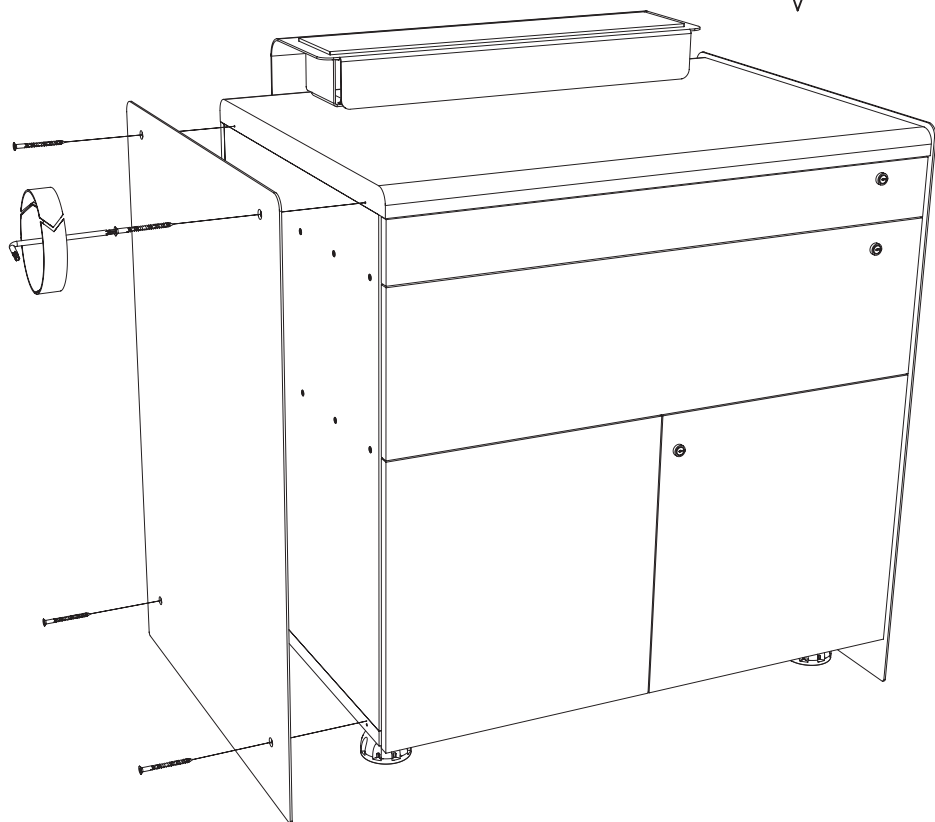
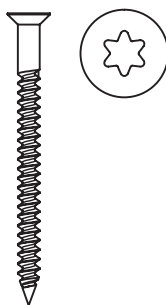
③



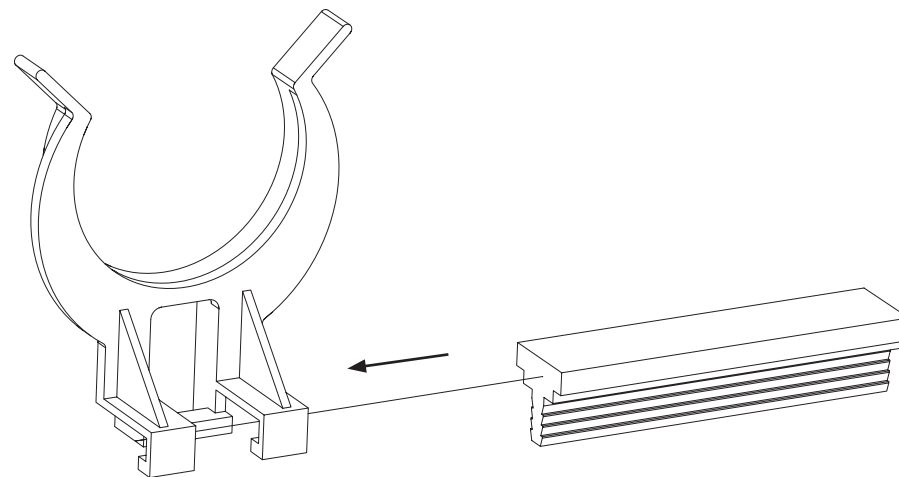


④

4x 9693901



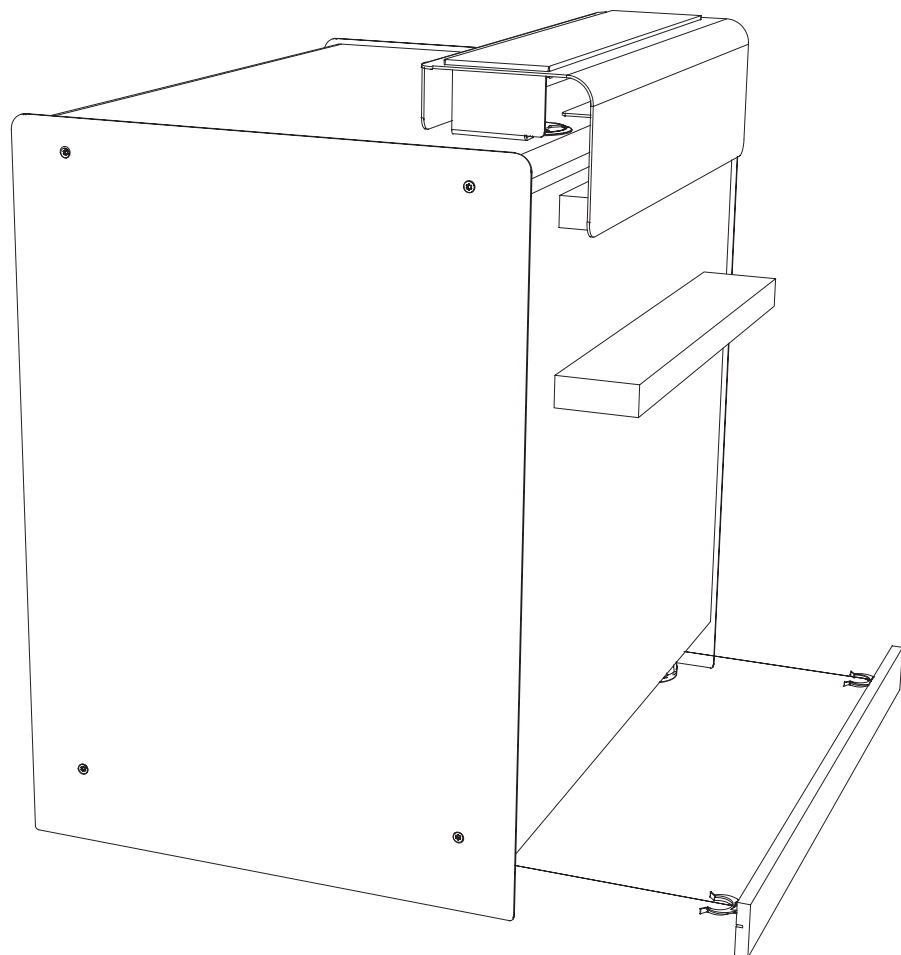
⑤



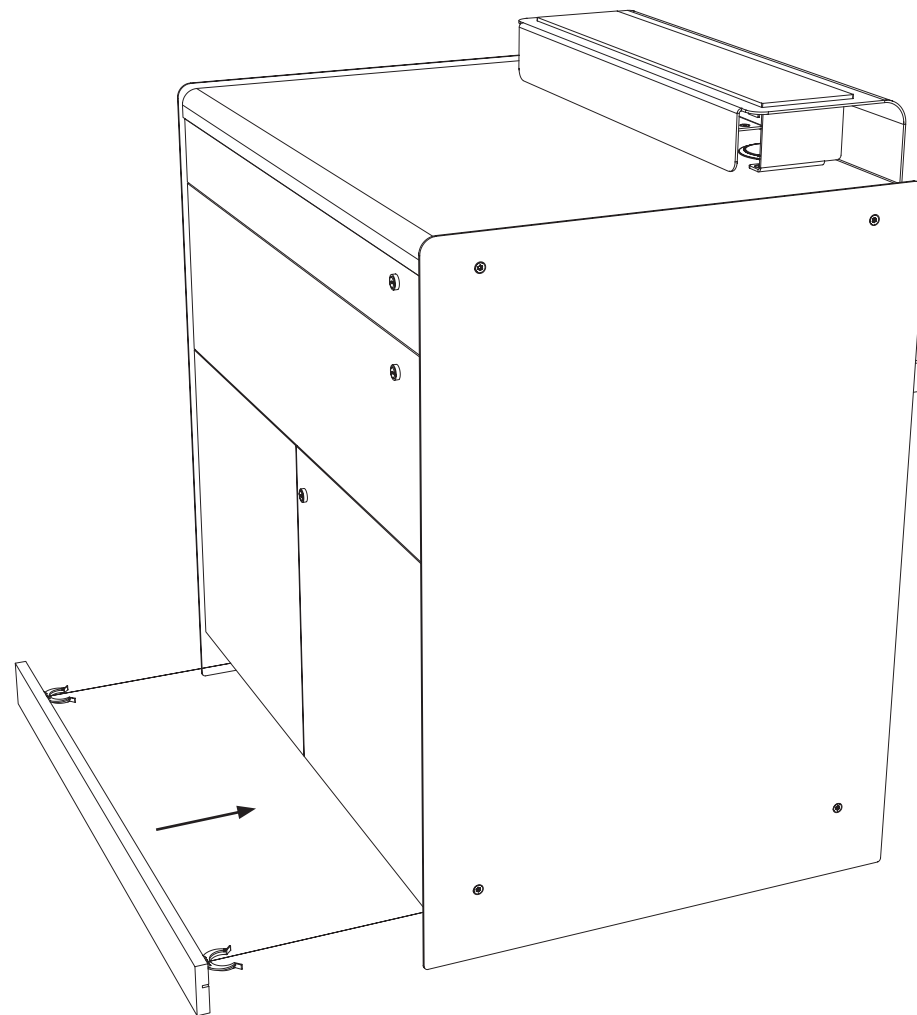
⑥



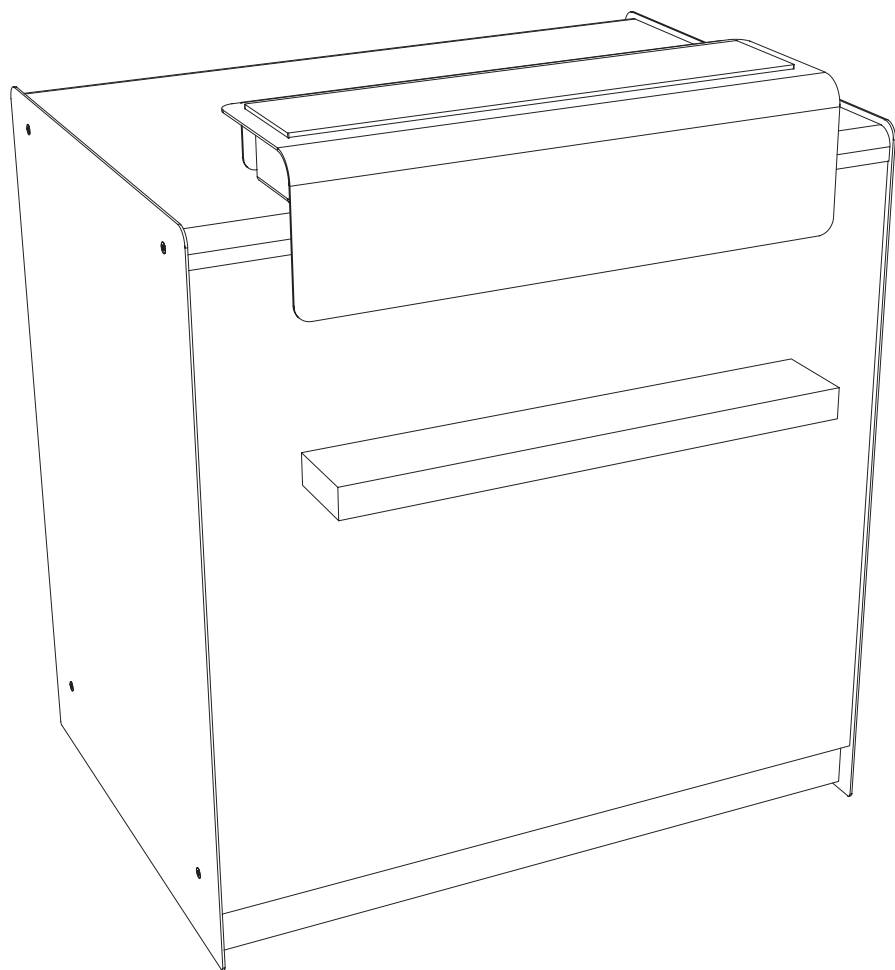
7



8



9

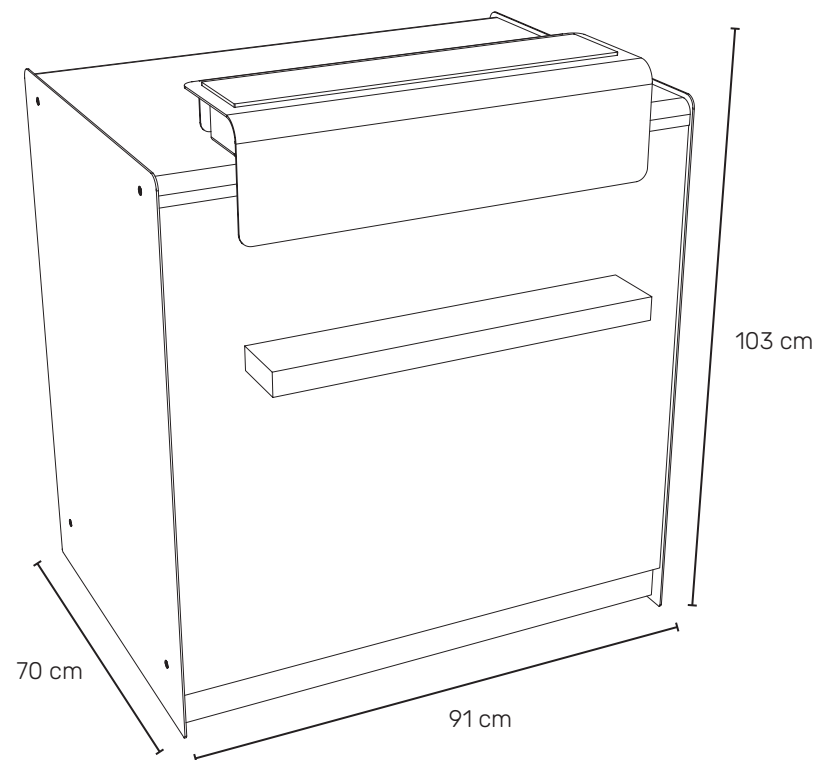


## Technical data

**Mains connection:** 230 V / 50 Hz

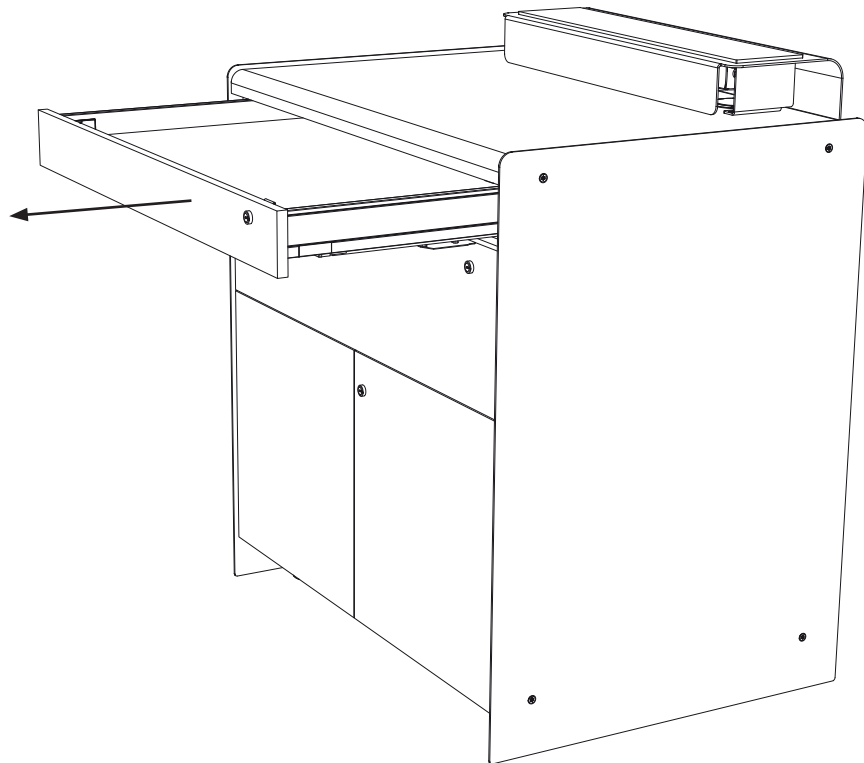
**Sockets:** Power strip in cable compartment

**External dimensions H/W/D:** 103/91/70 cm

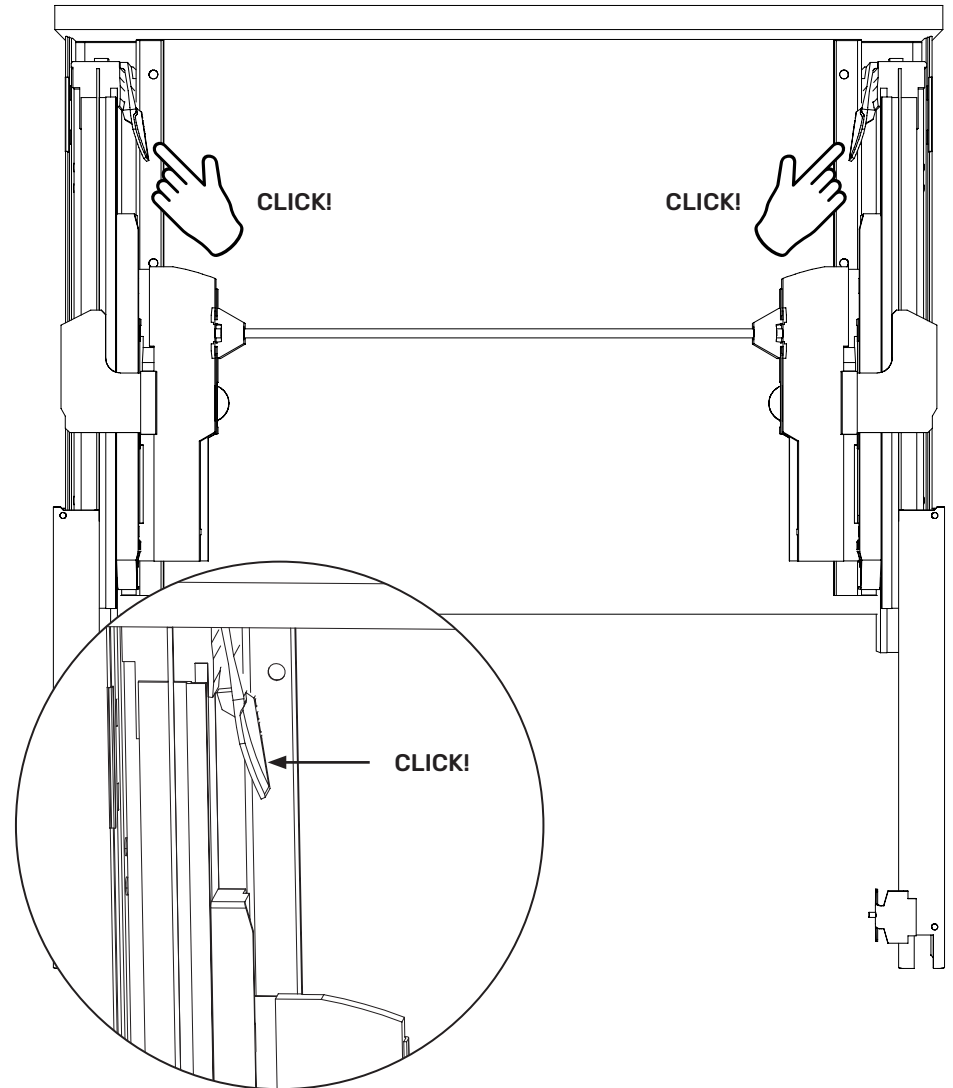


## Drawer removal

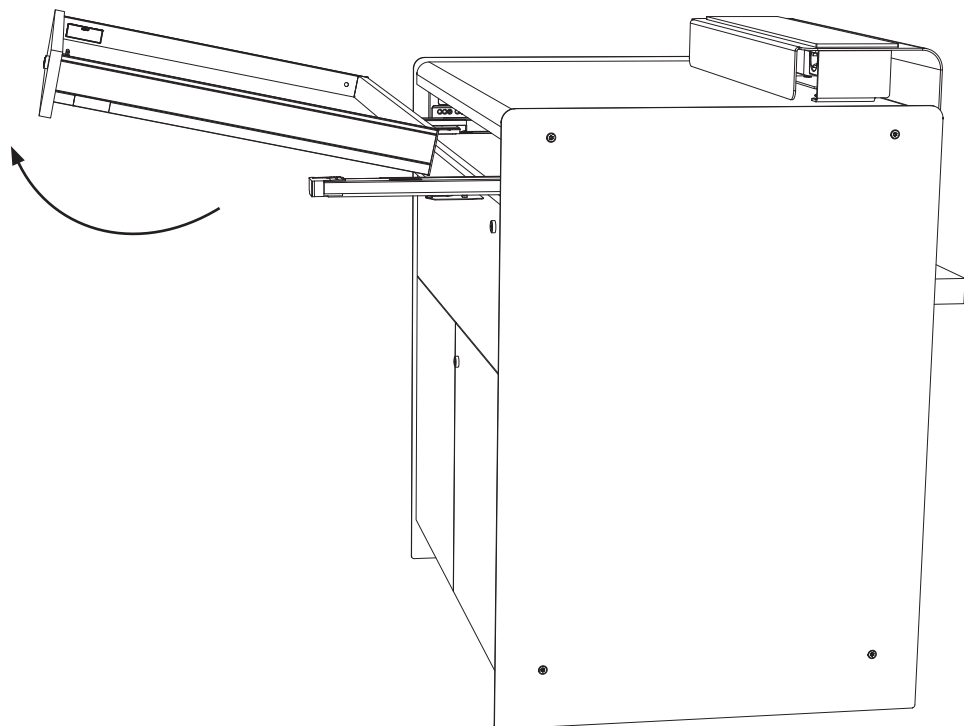
①



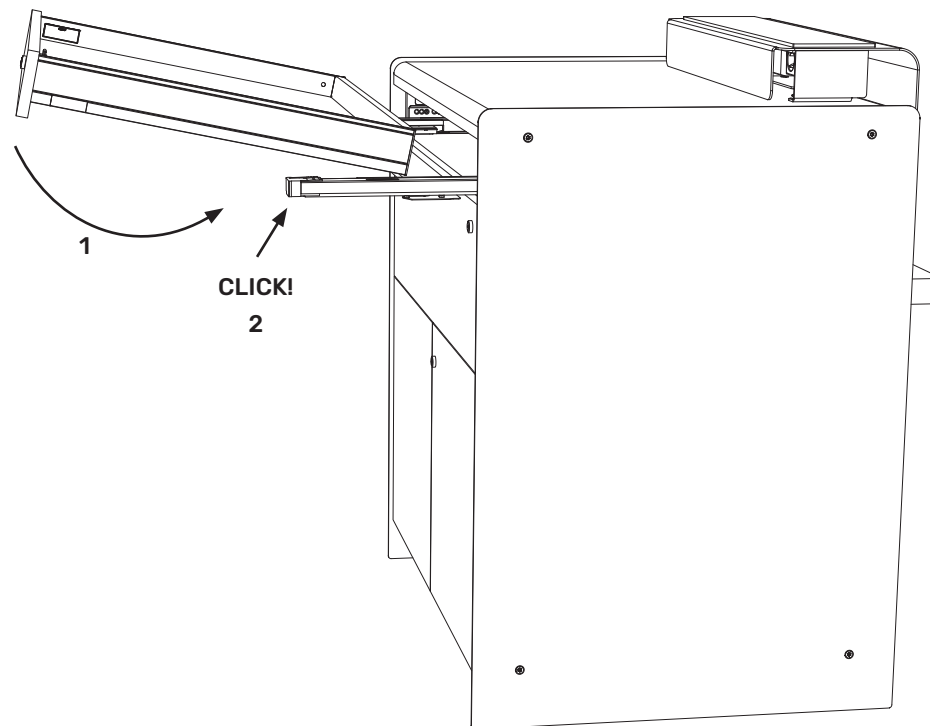
②



③



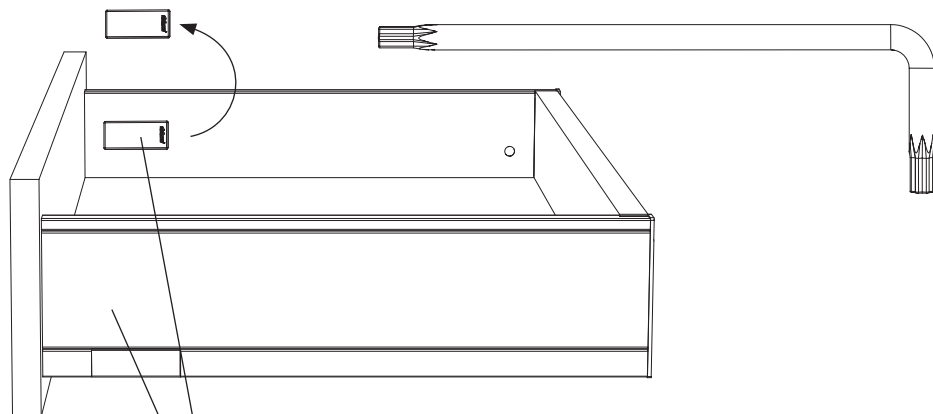
## Drawer installation



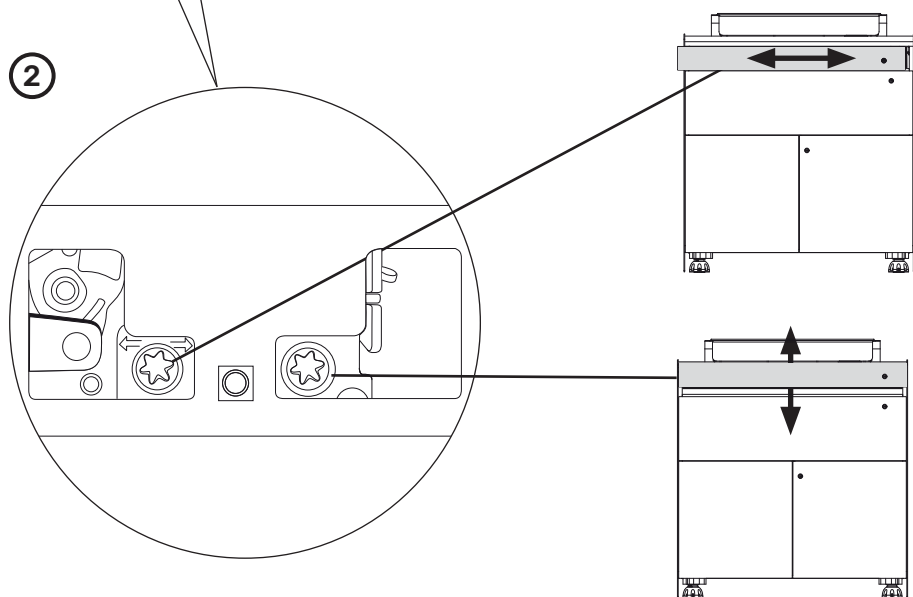
## Drawer front panel adjustment

①

1x Torx wrench, size T20

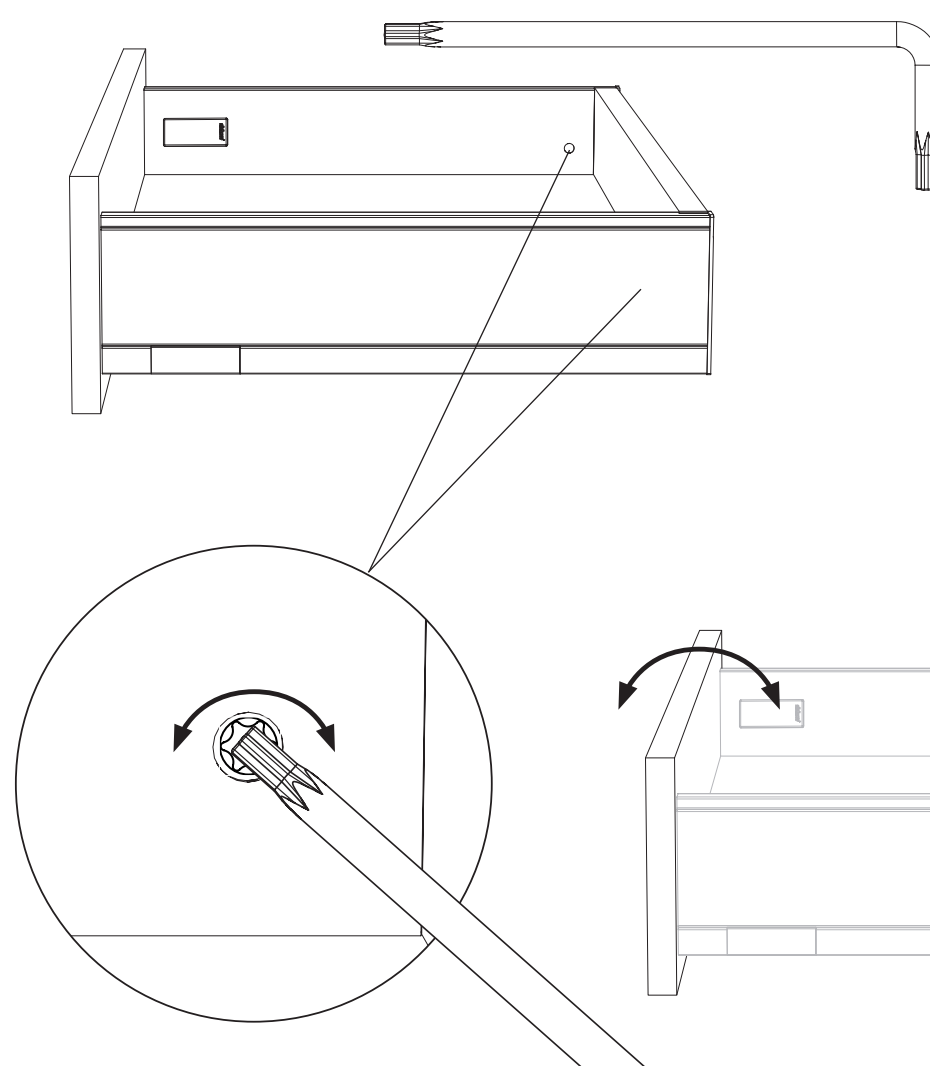


②



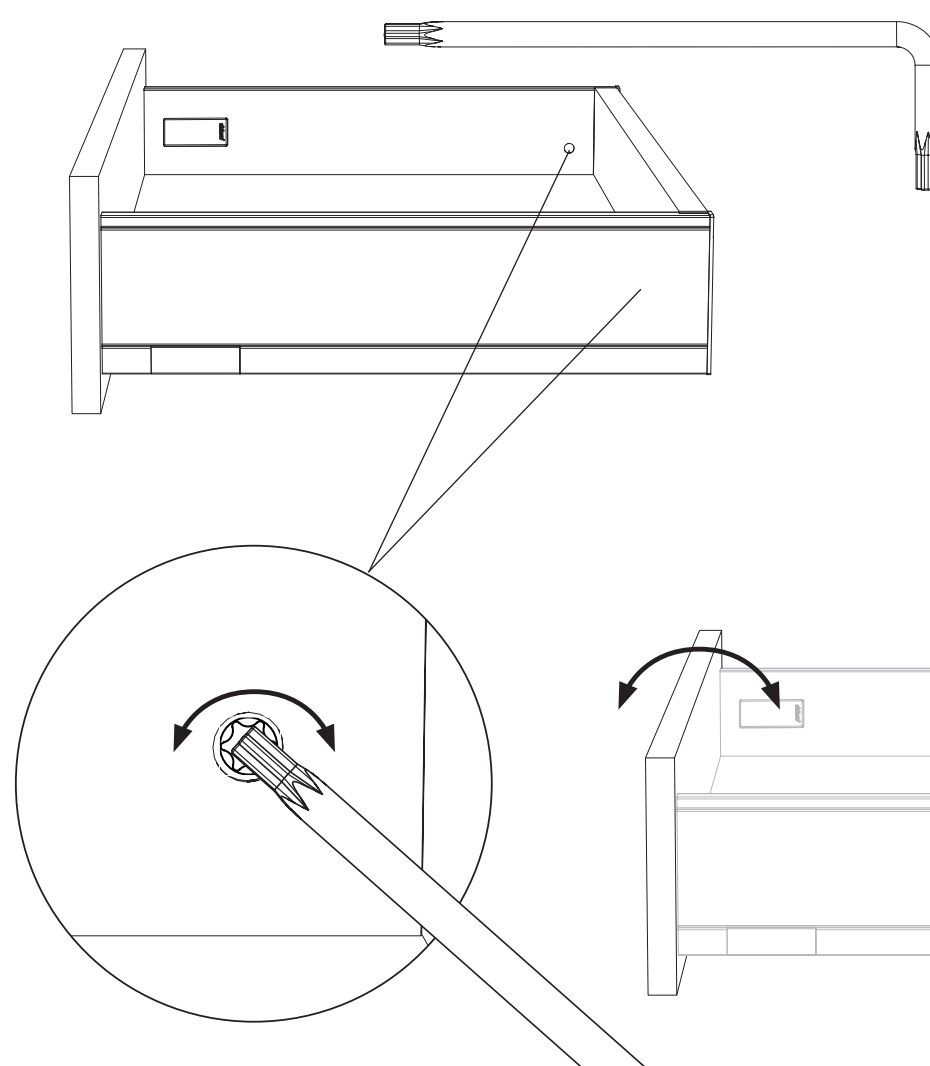
③

1x Torx wrench, size T20

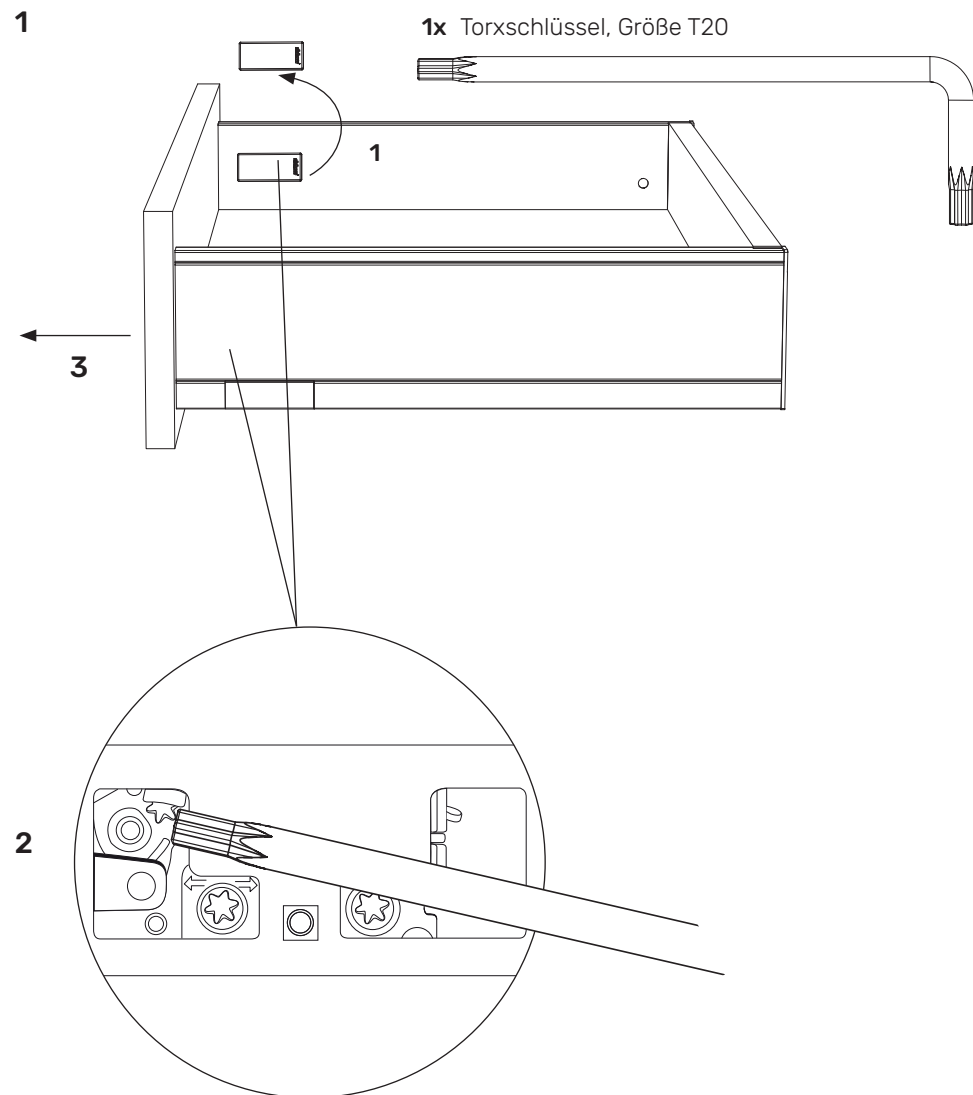


③

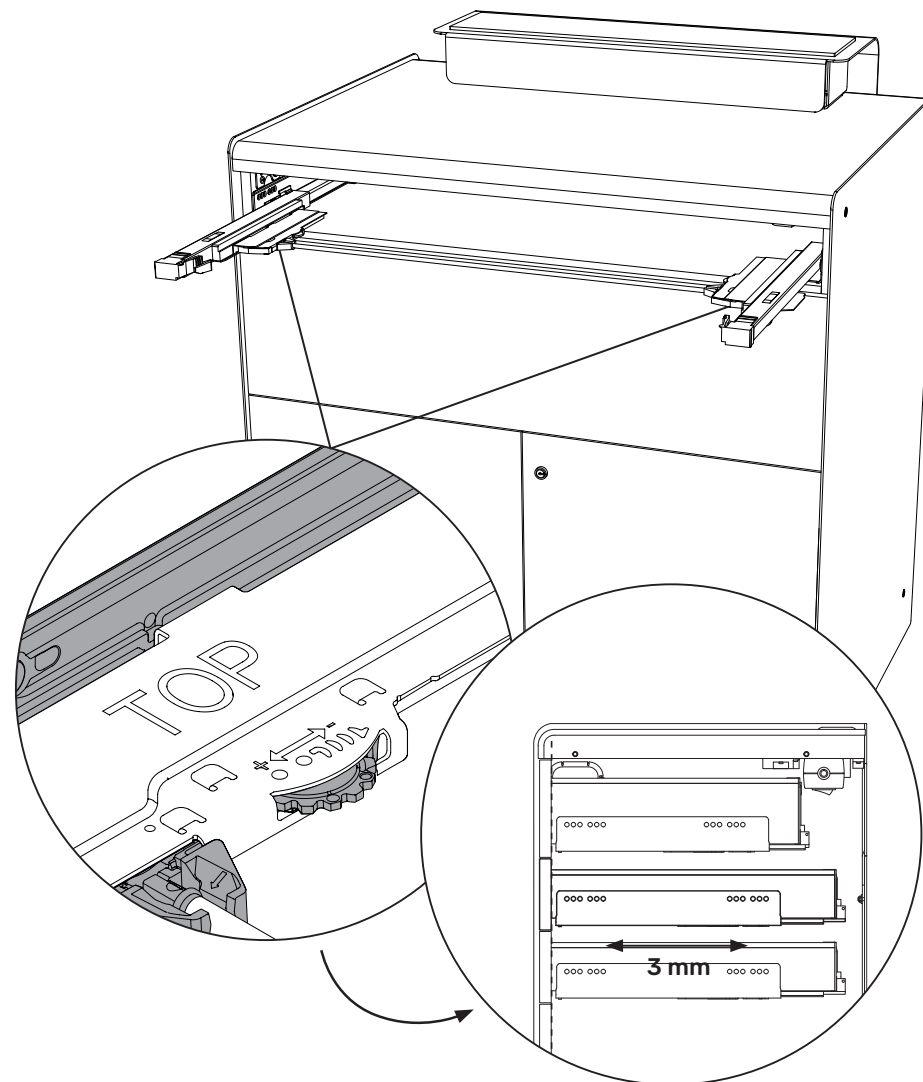
1x Torx wrench, size T20



## Removal drawer front panels



## Tip-On adjustment



## Cleaning and disinfection



### Danger of damage due to improper care of surfaces

Disinfect the contact surfaces after each treatment with RUCK surface disinfection wipes, medical device, alcohol-free (item no. 2967002, item no. 2967102 or item no. 2967202). Please observe the exposure times of the disinfectants according to the product labelling. Do not use any concentrated disinfectants, solvents, cleaning agents or liquids that contain alcohol (>50 % alcohol content). Do not use spray disinfection.

Take great care to ensure that the cleaning utensils used are clean. If mineral contaminants such as grains of sand or dust are embedded in the cleaning agents, this can destroy the surface. Do not use any scouring agents, such as abrasive cleaners, cleaning sponges or similar items that may contain abrasive particles. Residues of leaked fluids must be removed from the surface immediately with a soft cloth.

For gentle cleaning of the surfaces, use a soft cotton cloth or the RUCK microfibre cloth which is gentle on surfaces (item no. 29616).

Caution: Other cleaning cloths with plastic fibres can have an abrasive effect and consequently they can damage the surface.

Over time, traces of use can appear on the surfaces. These are more or less noticeable depending on light incidence. They do not constitute a lessening of utility. As is the case with all surfaces over the long term, due to the wear involved in the daily routine of the medical practice, they cannot be avoided. Spots or stains caused by liquids that may corrode the surface (such as propolis, tea tree oil, cleaners that contain chlorine or similar substances) are categorically excluded from the warranty.



## Spare parts

Please contact **RUCK SERVICE** for spare parts.

Telephone +49 (0)7082. 944 22 55

Fax +49 (0)7082. 944 22 59

E-mail [service@hellmut-ruck.de](mailto:service@hellmut-ruck.de)

## Disposal



### Environmental hazard!

Incorrect disposal endangers our environment



The RUCK® ROOM desk must be disposed of through available return and collection systems at the end of its service life!



## Warranty

The product comes with a 2-year warranty. Normal wear of surfaces, casters, handles etc., and other moving parts is excluded from the warranty.

The warranty runs from the date of purchase when the product was first bought. The date of purchase must be confirmed by the sales receipt. Within the scope of the warranty, HELLMUT RUCK GmbH will, at no charge, either repair or replace the defective products – at RUCK's discretion.

The prerequisite is carriage-paid shipment of the defective product together with the purchase receipt. The local agent is responsible for claims made outside of Germany. In case of doubt, please check with RUCK before returning the device.

The warranty becomes null and void if we find that the problem was caused by improper or incorrect installation/assembly or usage, by non-observance of the instructions for use, by external intervention or as a result of a non-authorised repair or modification.

The warranty is limited to repair or replacement of the product. Further liability (particularly loss of revenue or earnings) is excluded. If however, it turns out that it is a problem that is not covered by the terms of the warranty or that the period of the guarantee has elapsed, any costs for inspection and repair must be borne by the customer.

We reserve the right to make changes to and deviations from the technical design.

[illegible]

[illegible][illegible]

HELLMUT RUCK GmbH  
Daimlerstraße 23  
DE-75305 Neuenbürg  
fon +49 (0)7082. 944 20  
fax +49 (0)7082. 944 22 22  
[kontakt@hellmut-ruck.de](mailto:kontakt@hellmut-ruck.de)  
[hellmut-ruck.de](http://hellmut-ruck.de)

HELLMUT RUCK LTD  
Raceside Barn, Kirksanton  
Millom, GB-LA18 4NW

